

## Nurturing Principles

- We believe in ourselves.
- We all learn in our own way and in our own way.
- We use our own words to talk about how we are feeling.
- We can cope with the changes in our lives.
- Our feelings can show how we are feeling.
- Our school is a safe place to be.



## Attendance and Punctuality

Please ensure that your child is present and on time each morning. School gates open at 8:35. The Nursery and Reception gate will open at 8.40. **The register is taken at 8:50.** Please be on time, as this will help them to do the best that they possibly can this year.

Children arriving after registration with no explanation from parents are marked with an unauthorised absence.

## EYFS Water Play Ideas and Activities

Playing with water has all the same benefits as playing with sand. To recap, these include the following:

- It improves fine motor skills
- It provides opportunities for exploration and experimentation
- It's a sensory, immersive, calming experience
- It provides an outlet for creativity and imaginative play
- It's a good way of getting children to play outside
- It can help develop our interest and understanding of water-based animals and their habitats.

Here are some activities that you could try at home:

### Animal Rescue

Freeze some toy animals in individual containers, and get the children to 'rescue' them from the ice, using toy hammers and other appropriate tools. This is an activity that the children really enjoy at Nursery, and is a particularly good one to experiment with on a hot day.



### Water Painting

Painting on the ground with water is a fun activity that allows children the freedom to make as much 'mess' as they like – it will soon disappear! Try different ways of applying the water, using brushes, sponges or squirty bottles, and see what kind of results you get. Water painting also works well in combination with chalk drawing, to create colour wash effects.



### Water Xylophone

Collect some glass bottles and jars, and fill them with water, adding food dye for extra visual impact. Use spoons or percussion sticks to strike them, and listen out for the different notes and tones that they make. Experiment with water levels, and discover what happens. See if you can put the bottles in order from the lowest to highest note.




## Books to read at home

Below are the books we are focusing on this term. Reading these books at home and getting your child very familiar with them will help them in engaging in the work we are doing at school.


### 'Billy's Bucket' by Kes Gray

Billy wants only one thing for his birthday - a bucket. Inside it, he can see all kinds of magnificent sea creatures. But Mum and Dad are sceptical and, when Dad unwittingly uses the bucket to clean his car, he's in for a big surprise!




### 'The Rainbow Fish' by Marcus Pfister

Rainbow fish is the most beautiful fish in the ocean, his scales shimmering the colors of a rainbow. When the other fish see him, they want shimmering scales too, but rainbow fish keeps the beautiful scales to himself. His choice not to share soon makes rainbow fish a lonely fish. He discovers, in the end, that in sharing his scales, not only does he bring a smile to others, but he feels happy as well.



### 'Tiddler' by Julia Donaldson

Tiddler is a little fish with a BIG imagination! Every day he tells a tall tale. But did he really ride a seahorse? Did he really meet a mermaid? And who will believe him when he really does get captured in a net?



## Phonics – We are learning to

### Nursery

Continue to cement knowledge of sounds

Set 1 sounds

*m, a, s, d, t, i, n, p, g, o, c, k, u,*

*b, f, e, l, h, sh, r, j, v, w, th, x,*

*ch, qu, x, ng, nk*

Begin to identify individual sounds in words  
then blend to read simple words

Reading 'Dog' "D...o...g.....Dog"

Reading 'Sun' "S...u...n.....Sun"

### Reception

Continue to cement speed Sounds Set 1 and 2,  
including 'special friends' m a s d t / i n p g o / c k  
u b / f e l h sh r / j v y w / th z ch qu x ng nk/ sh,  
ch, th, ck, ng, nk/ ay, ee, igh, ow, oo, oo

Teach ar, or, air, ir, ou, oy

Read sentences with increasing fluency and  
answer simple questions about the text

Red Ditties/ Green & Purple Books



## Early Years

### Summer 2

#### Topic: At the Seaside and Sea life



This half term our topic focus will be on  
'At the seaside and Sea life'.

We will be exploring the ocean habitats,  
creatures and animals that live in the sea, as well  
as exploring beaches and the seaside.

## Maths – We are learning to

### Nursery

-Talk about and explore 2D and 3D shapes  
-Use informal and mathematical language to  
describe shapes: 'sides', 'corners'; 'straight',  
'flat', 'round'.



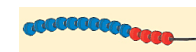
- Compare quantities using language: 'more  
than', 'fewer than'



### Reception

-Count beyond 10

-Begin to recognise multiples of 10's



### Composition

-Halve and share (Numbers / amounts)

-Say why a number is odd

-Say why a number is even



## Our topics

Below are some of the questions and activities you  
could explore at home.

### At the Beach/Seaside

Have you ever been to the beach? (Discuss any time  
you might have been to the seaside). If you have not  
been you could look at photos and videos of the  
seaside and discuss what you can see or hear.

-What do you do on the beach?

-What items do you need to take with you when you  
are going to the beach?

-What do you see at the seaside?

-What sounds do you hear at the seaside?

-What might you eat at the seaside?

### Under the Sea

-What animals do you know that live in the sea?

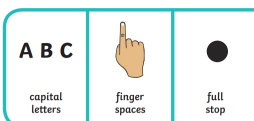
-Play a sound clip or a video under water. What sounds  
can you hear? What might be making those sounds?

Why are they making those sounds? Can you recreate  
the sounds you heard using items in your house?

-What do animals that live underwater eat?

-Explore the range of different sizes of animals that live  
in the sea. e.g. whales and shrimp.

## Writing – We are continuing to



### Nursery

Correctly form letters in our  
name.

Start to use recognisable  
letters to write for a variety of  
purposes. E.g. making a list.

### Reception

Write short sentences  
with words with known  
sound-letter  
correspondences using a  
capital letter and full stop.

### School Uniform

Boys	Girls
Pale blue polo shirt	Pale Blue blouse or polo shirt
Grey Trousers	Grey skirt or trousers
Grey shorts (Summer Term)	Blue checked dress (summer)
West Hill sweatshirt	West Hill sweatshirt
Black shoes (no trainers)	Black shoes (no trainers)
	Plain blue or black hairbands
	Plain blue/ black headscarves

### Dates for you diary:

17<sup>th</sup> June – Class Photos

6<sup>th</sup> July – Early Years Sports Day

8<sup>th</sup> of July – PTA Summer Fair

20<sup>th</sup> July – Optional Parents Evening

**Don't forget that every Friday we welcome Parents in to  
the classroom from 8:40 to read with your child.**